

DYNAMIC TRIM CONTROL SYSTEM



ZIPWAKE

CHOOSE COMFORT. ENJOY PERFORMANCE.

BOAT WORLD REVOLUTION

Zipwake, the world's first economical Dynamic Trim Control System, incorporates a state of the art series of durable, fast-acting interceptors, eliminating the well-known trim problems of planing and semi-planing boats between 20-60 feet. The system is fully automatic and significantly enhances performance, fuel economy, comfort and safety when accelerating, turning or running in a seaway.

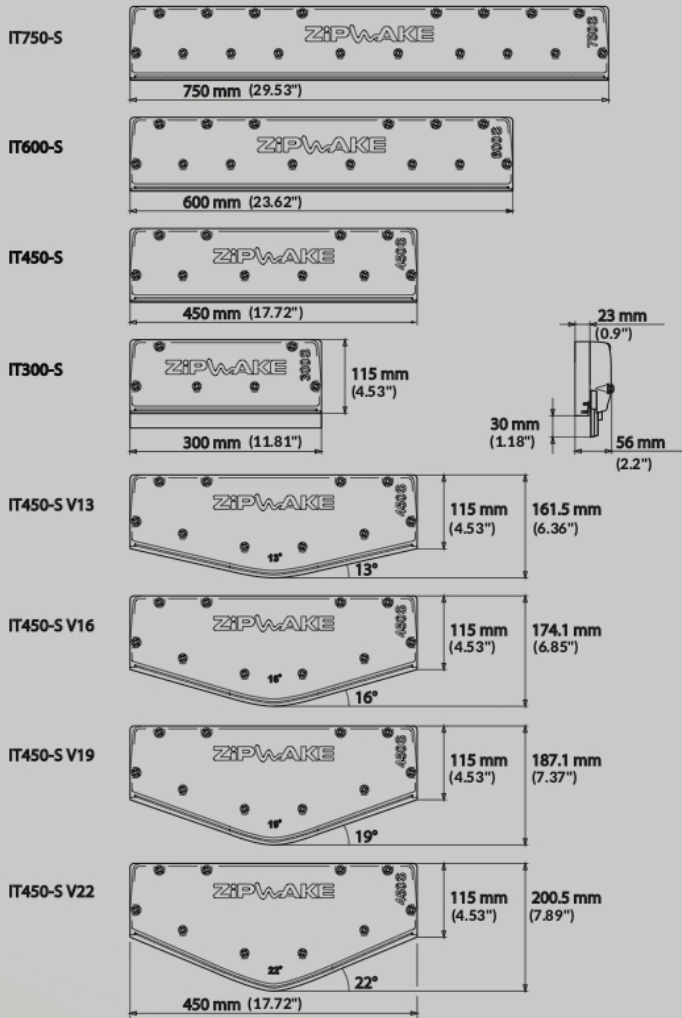


NEW

KEY FEATURES

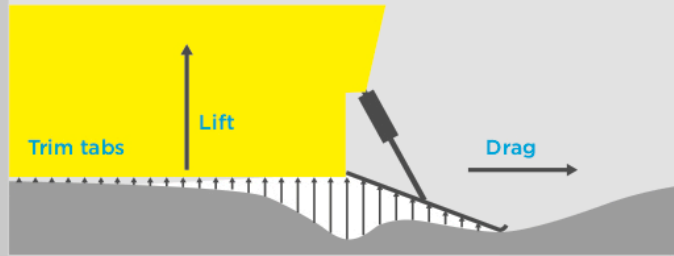
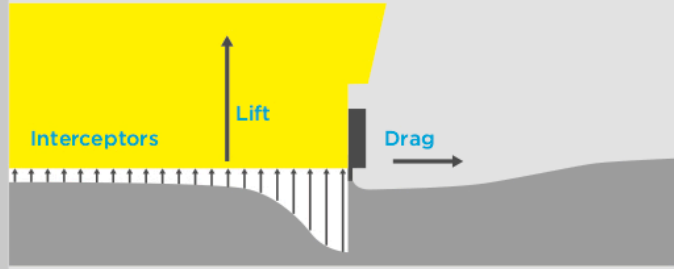
- Zipwake is a fully automatic and active trim control system.
- Dynamically eliminates uncomfortable and dangerous boat pitch and roll.
- Automatically minimizes wave resistance and saves fuel.
- Built-in quality, simplicity and easy expansion, yet affordable.
- 5-10 times faster than conventional trim tabs.
- Built-in GPS, 3D-Gyro and 3D- Accelerometer.

STATE OF THE ART INTERCEPTORS

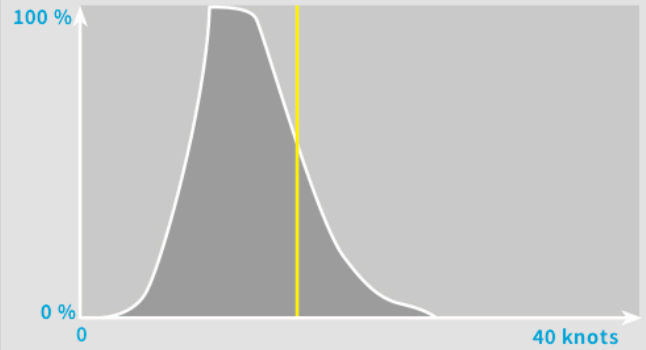


| | | | | |
|-------------------------|------------------------------|------------------|------------------|------------------|
| Model | IT300-S | IT450-S | IT600-S | IT750-S |
| Weight | 2.1 kg (4.63lbs) | 2.8 kg (6.17lbs) | 3.5 kg (7.72lbs) | 4.0 kg (8.82lbs) |
| Model | IT450-S V13 | IT450-S V16 | IT450-S V19 | IT450-S V22 |
| Weight | 3.2 kg (7.05lbs) | 3.3 kg (7.28lbs) | 3.4 kg (7.50lbs) | 3.5 kg (7.72lbs) |
| Max Boat Speed | 60 knots | | | |
| Thru-Hull Cable Fitting | Concealed or above waterline | | | |
| Supply Voltage | 12-32 V DC | | | |
| Power Consumption | 25 W max | | | |
| Waterproof Rating | IP68, 5 m (16.4') | | | |

Interceptors provide less resistance compared with trim tabs.



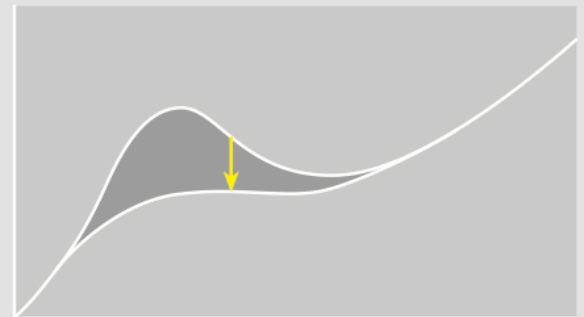
Auto pitch control

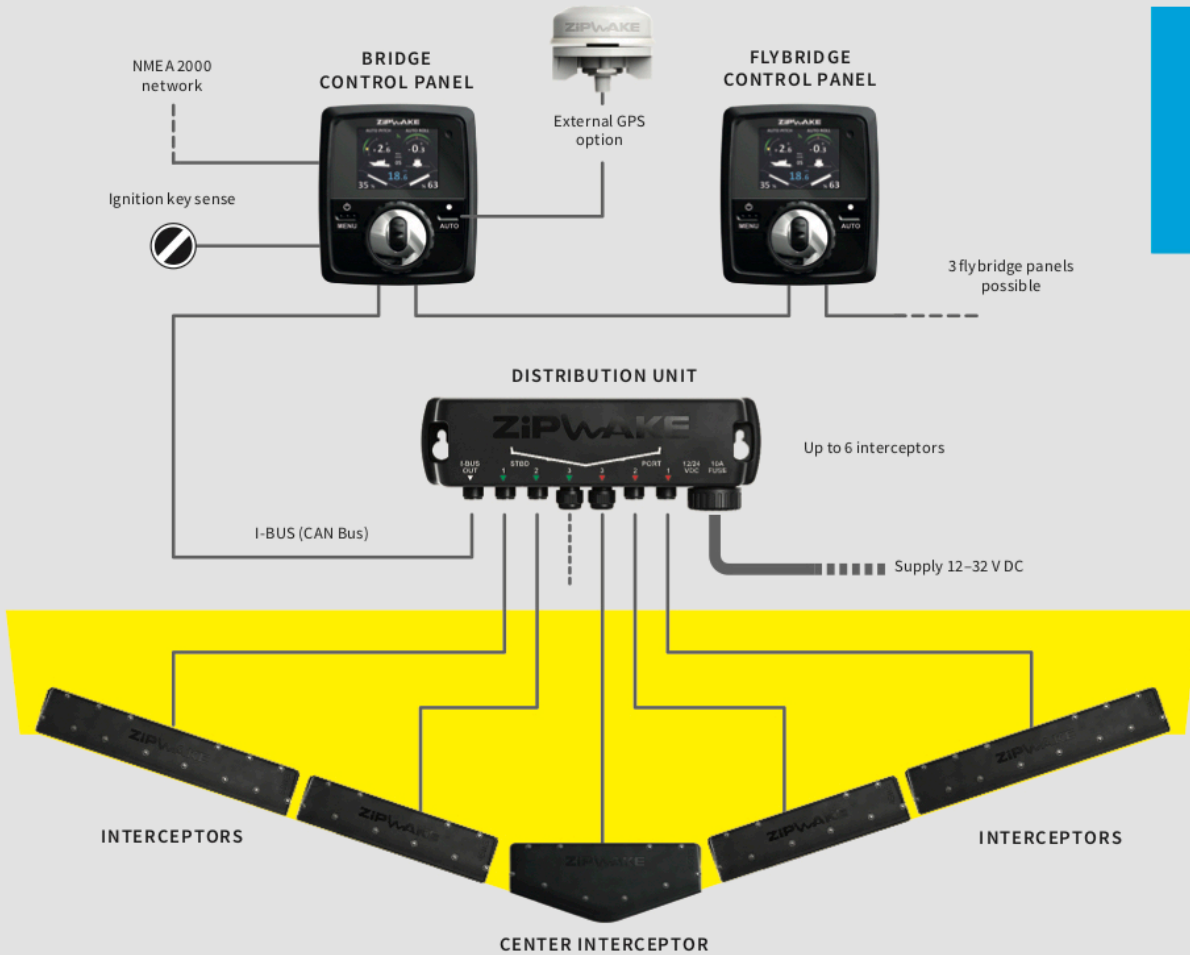


Dynamic trim



Hull resistance





SMART RIDE CONTROLLER

| | |
|-----------------------|-------------------------------|
| Model | CP-S |
| Weight | 0.22 kg (.49 lbs) |
| Mounting | Flush or surface |
| Supply Voltage | 12-32 V DC |
| Power Consumption | 10 W max |
| Waterproof Rating | IP67/IP64 (front/back) |
| Operating Temperature | -20° to +85°C (-4° to +185°F) |



- GPS
- 3D ACC
- 3D GYRO

NOW EVEN MORE DYNAMIC

V-shaped interceptors for centerline mounting are perfect for filling the gap between twin outboards or sterndrives, as well as dual propeller tunnels.



Four new V-shaped models cover deadrise angles effectively between 11° to 24°.

QUESTIONNAIRE SHORT FORM

Name: _____

Boat type: _____

Model year: _____

Length: _____

Beam: _____

Weight: _____

Top speed: _____

Engine (hp): _____

Shaft

Outboard

Sterndrive

Pod drive*

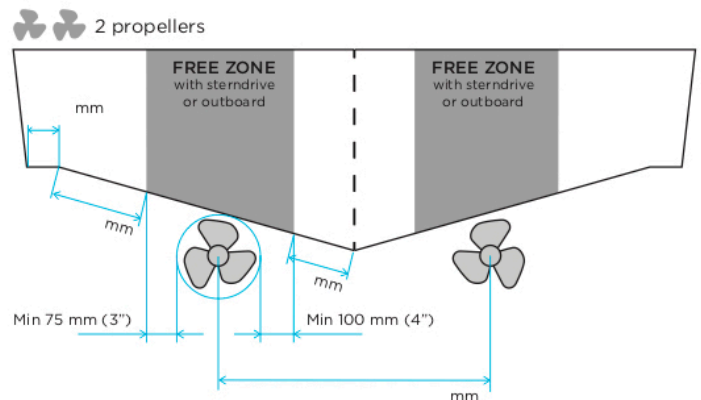
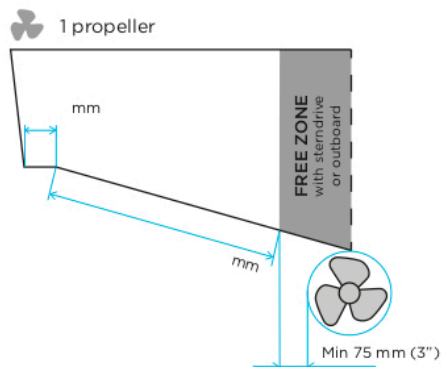
Waterjet

Number of engines: _____

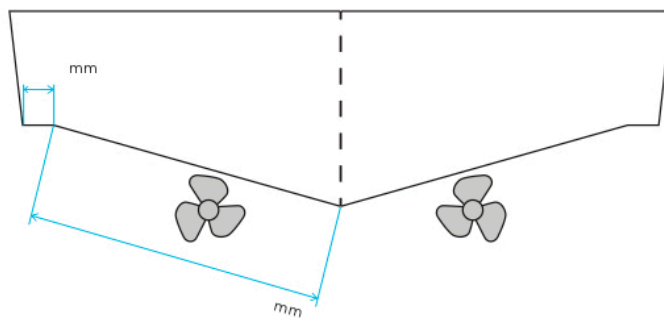
Diameter of propeller: _____

*Pod drives, e.g. the Volvo Penta IPS, MerCruiser Cummins Zeus, and ZF Marine 4000

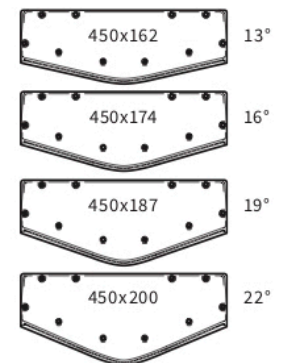
Mounting surface (write down measurements)



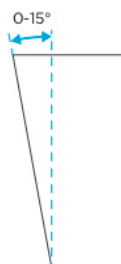
Pod drives, including the Volvo Penta IPS, MerCruiser Cummins Zeus and ZF Marine 4000



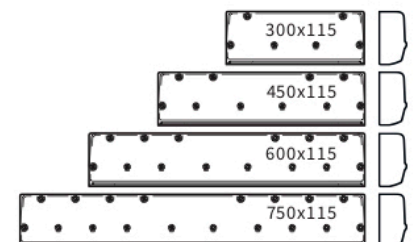
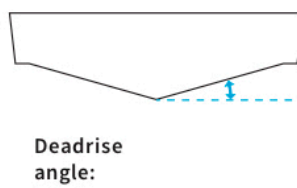
Interceptor dimensions (mm):



Angles



Transom angle: _____



Complete with photos

ZIPWAKE SERIES S

STARTER KITS

| | |
|-----------|---------------|
| ZW2011145 | Kit Box 300 S |
| ZW2011146 | Kit Box 450 S |
| ZW2011147 | Kit Box 600 S |
| ZW2011148 | Kit Box 750 S |

CONTROL PANELS & COVERS

| | |
|-----------|--|
| ZW2011238 | Control Panel S with Standard 7M Cable |
| ZW2011381 | Control Panel S Cover White |
| ZW2011382 | Control Panel S Cover Light Gray |
| ZW2011383 | Control Panel S Cover Mid Gray |
| ZW2011384 | Control Panel S Cover Dark Gray |
| ZW2011385 | Control Panel S Cover Black |
| ZW2011281 | Control Panel S Aluminum Frame |

PARTS & ACCESSORIES

| | |
|-----------|---|
| ZW2011230 | Servo Unit S with 3M Cable |
| ZW2011239 | Distribution Unit S with 4M Power Cable |
| ZW2011240 | Global Positioning Unit with 5M Cable and Mount Kit |
| ZW2011252 | Interceptor 300 S Front Plate |
| ZW2011253 | Interceptor 450 S Front Plate |
| ZW2011254 | Interceptor 600 S Front Plate |
| ZW2011255 | Interceptor 750 S Front Plate |
| ZW2011401 | Interceptor 300 S Back Plate |
| ZW2011402 | Interceptor 450 S Back Plate |
| ZW2011403 | Interceptor 600 S Back Plate |
| ZW2011404 | Interceptor 750 S Back Plate |
| ZW2011492 | Interceptor 450 S V13 Front Plate |
| ZW2011493 | Interceptor 450 S V16 Front Plate |
| ZW2011494 | Interceptor 450 S V19 Front Plate |
| ZW2011495 | Interceptor 450 S V22 Front Plate |
| ZW2011405 | Seal Strip 300 S Set, 2 pieces |
| ZW2011406 | Seal Strip 450 S Set, 2 pieces |
| ZW2011407 | Seal Strip 600 S Set, 2 pieces |
| ZW2011408 | Seal Strip 750 S Set, 2 pieces |
| ZW2011409 | Series S Roller Set, 10 pieces: upper roller & 10 pieces: lower roller |
| ZW2011410 | Series S Cap Set, CP-S USB cap x2, DU-S Fuse cap x2, M12 connector cap x10 |
| ZW2011411 | Series S Screw Set, PT 60x48 Interceptor front screw x20, PT 50x18 Servo unit screw x10 |
| ZW2011412 | Series S Screw Set Delta, PT 60x48 x20, A4+ Interceptor front screw |

INTERCEPTORS + CABLE & COVER

| | |
|-----------|----------------------------|
| ZW2011232 | Interceptor 300 S |
| ZW2011233 | Interceptor 450 S |
| ZW2011234 | Interceptor 600 S |
| ZW2011235 | Interceptor 750 S |
| ZW2011482 | Interceptor 450 S-V13, 13° |
| ZW2011483 | Interceptor 450 S-V16, 16° |
| ZW2011484 | Interceptor 450 S-V19, 19° |
| ZW2011485 | Interceptor 450 S-V22, 22° |

CABLES

| | |
|-----------|--------------------------------|
| ZW2011257 | M12 Standard Cable, 7m (23') |
| ZW2011258 | M12 Extension Cable, 1.5m (5') |
| ZW2011259 | M12 Extension Cable 3m (10') |
| ZW2011260 | M12 Extension Cable, 5m (16') |
| ZW2011261 | M12 Extension Cable, 10m (33') |

| | |
|-----------|---------------|
| ZW2011071 | Cable Cover S |
|-----------|---------------|



YACHT CONTROLLER FZC

YACHT SALES, SUPPLIES & CONSULTANCIES

Capt. Alessio Tumbiolo - Mob: +971 505 588 169 - info@yachtcontrollerfzc.com

www.yachtcontrollerfzc.com